

Spanish KS2

Curriculum



Spanish Curriculum Topic Overview 2022-23



	Autumn	Spring	Summer
Year 3	Introducing yourself – Me presento: Hola ¿qué tal? Colours – Los colores y es de color	Numbers – Números 1-31 At school – En el colegio	The weather – El tiempo Mi family – Mi familia y yo
Year 4	My birthday – Mi cumpleaños School subjects – Las asignaturas	Pets – Mis animales domésticos Sports – Los deportes	Ordering food – Comida en un restaurante Weather and clothes – El tiempo y la ropa
Year 5	Parts of the body – El cuerpo Monsters – Mi monstruo	In my city or town – Mi ciudad My home – Mi casa	Describe yourself – Me describo ¿Cómo soy? Bigger numbers and telling the time – Números y la hora
Year 6	In my spare time – En mi tiempo libre Describing my family – Describo a mi familia	Means of transport and holidays – Mis vacaciones Daily routine – La rutina diaria	Jobs – Trabajos y profesiones Describing my bedroom – En mi dormitorio

Progression Map of Knowledge and Skills in Spanish

	National Curriculum Objective	Year 3	Year 4	Year 5	Year 6
1. Listening and Speaking	<p>Listen attentively to spoken language and show understanding by joining in and responding.</p> <p>Engage in conversations; ask and answer questions; express opinions and respond to those of others.</p> <p>Seek clarification and help* speak in sentences, using familiar vocabulary, phrases and basic language structures.</p>	<p>Communicate with others using simple words and key phrases.</p> <p>Use the correct pronunciation in spoken work.</p> <p>Recognise question forms and negatives.</p> <p>Respond to familiar questions.</p> <p>Link sounds to meanings.</p> <p>Identify specific sounds, phonemes and words.</p>	<p>Use question forms.</p> <p>Use phonic knowledge to support accurate pronunciation and to say simple words and phrases.</p> <p>Listen to and identify words and short phrases.</p> <p>Communicate by answering a wider range of questions.</p> <p>Sort words according to sounds.</p> <p>Recognise negative statements.</p> <p>Recognise categories of words (e.g. colours) and word classes.</p>	<p>Communicate by asking and answering a wider range of questions.</p> <p>Express and understand simple opinions.</p> <p>Make a short presentation using a model.</p> <p>Develop accuracy in pronunciation and intonation.</p> <p>Manipulate language by changing a single element in a sentence.</p> <p>Understand and use negative statements.</p> <p>Apply knowledge of language rules and conventions when building short sentences.</p> <p>Recognise typical conventions of word order and compare with English.</p> <p>Pick out some of the main points from short spoken passages.</p> <p>Join in a short conversation.</p>	<p>Join in a short conversation.</p> <p>Give a clear presentation in a clear audible voice.</p> <p>Recognise the importance and significance of intonation.</p> <p>Notice and manipulate agreements.</p> <p>Use knowledge of words, text and structure to make meaning, using simple language.</p> <p>Listen to and understand the main points and some detail from a short, spoken passage.</p>

Progression Map of Knowledge and Skills in Spanish

	National Curriculum Objective	Year 3	Year 4	Year 5	Year 6
2. Reading and Writing	<p>Read carefully and show understanding of words, phrases and simple writing.</p> <p>Write phrases from memory, and adapt these to create new sentences, to express ideas clearly.</p>	<p>Make links between some phoneme, rhymes and spellings and read aloud familiar words.</p> <p>Notice the spelling of familiar words.</p> <p>Notice accents, inverted exclamation and question marks.</p> <p>Recognise how sounds are represented in written form.</p> <p>Identify specific sounds, phonemes and words.</p> <p>Write some familiar simple words accurately using a model (copy).</p> <p>Write some familiar simple words from memory.</p> <p>Use 1st person singular form of familiar verbs.</p>	<p>Read and understand familiar words and short written phrases.</p> <p>Follow a short text while listening and reading, saying some of the text.</p> <p>Read a wider range of words, phrases and sentences aloud.</p> <p>Apply phonic knowledge to decode text.</p> <p>Recognise and apply simple agreements (e.g. gender, plural, singular)</p> <p>Recognise negative statements.</p> <p>Recognise categories of words (e.g. colours) and word classes.</p> <p>Write some familiar words and phrases (noun & gender and adjectives) without help (from memory)</p> <p>Copying simple structures</p>	<p>Read and understand some of the main points from a short text.</p> <p>Recognise typical conventions of word order and compare with English.</p> <p>Understand and use negative statements.</p> <p>Understand how a simple sentence is written.</p> <p>Write words, phrases and a few sentences using a model.</p> <p>Remembering simple structures and applying in new contexts.</p> <p>Manipulate language by changing a single element in a sentence.</p> <p>Apply knowledge of language rules and conventions when</p>	<p>Read aloud with confidence, enjoyment and expression, in chorus or individually.</p> <p>Read and understand the main points and some detail from a short, written passage</p> <p>Read short, authentic texts for enjoyment or information.</p> <p>Match sound to sentences and paragraphs.</p> <p>Notice and manipulate agreements.</p> <p>Apply knowledge of word order and sentence construction to support understanding of written text and to build meaningful sentences.</p> <p>Write a few sentences from memory.</p>



Cantrell Primary School Spanish Curriculum



			<p>Use question forms</p> <p>Use 1st and 3rd person singular forms of familiar verbs.</p> <p>Joining simple sentences using <i>y/pero</i>.</p>	<p>building short sentences.</p> <p>Joining simple sentences using <i>y, pero, también, sin embargo</i>.</p>	<p>Develop a short text using a model.</p> <p>Know how to use a bilingual dictionary to check their spelling and the gender.</p> <p>Use knowledge of words, text and structure to make meaning, using simple language.</p> <p>Use 1st, 2nd and 3rd person singular forms of familiar verbs.</p>
--	--	--	--	--	--

Progression Map of Knowledge and Skills in Spanish

	National Curriculum Objective	Year 3	Year 4	Year 5	Year 6
3. Phonics	<p>Explore the patterns and sounds of language through songs and rhymes and link the spelling, sound and meaning of words.</p> <p>Appreciate stories, songs, poems and rhymes in the language.</p>	Be well acquainted with the main 16 pronunciation rules.	Use knowledge of phonics to decode new words.	<p>Use knowledge of phonics to read short sentences without support.</p> <p>Apply knowledge of phonics to spell words.</p>	Use knowledge of phonics to read short stories without support.

Progression Map of Knowledge and Skills in Spanish

	National Curriculum Objective	Year 3	Year 4	Year 5	Year 6
4. Grammar	Understand basic grammar appropriate to the language being studied, including (where relevant): feminine, masculine and neuter forms and the conjugation of high frequency verbs; key features and patterns of the language; how to apply these, for instance, to build sentences; and how these differ from or are similar to English.	<p>Nouns: identify masculine and feminine with determiner <i>el/la</i></p> <p>Verbs: present indicative- to use 1st person singular for familiar verbs taught (<i>Llamar, Ser, Tener</i>)</p> <p>Verb <i>hay</i>.</p> <p>Singular possessive adjective: <i>mi</i></p>	<p>Nouns + determiners: masculine/feminine + plural</p> <p>Negative form of verbs.</p> <p>Opinions (<i>me gusta/ no me gusta</i>)</p> <p>Verb <i>hay / no hay</i> Verbs: add 3rd person: <i>son</i></p> <p>Singular and plural possessive adjective: <i>mi/mis</i></p> <p>Introduction adjectival agreement (colours)</p>	<p>Nouns (masculine, feminine, determiners, plural)</p> <p>Adjectives (order, plural, agreement with nouns)</p> <p>Simple sentence structure</p> <p>(Verb + determiner + noun + adjective in agreement)</p>	<p>To use the correct masculine and feminine definite and indefinite determiners in the singular and plural with increasing accuracy.</p> <p>To use the correct position and form of adjectives to describe a noun.</p> <p>Increase their use of high frequency verbs.</p> <p>Verbs: 1st and 3rd singular person and future tense (<i>yo voy a...</i>)</p>

Progression Map of Knowledge and Skills in Spanish

	National Curriculum Objective	Year 3	Year 4	Year 5	Year 6
5. Presentation of Language	Present ideas and information orally to a range of audiences*	Can present words, key phrases and songs they have learnt in front of the class.	Can create their own role-plays (using a model) to present to the class.	Can present a short exchange to familiar people.	Can present a descriptive paragraph to larger and less familiar audiences.

Spanish phonics: Rachel Hawkes

- Spanish is a phonetic language and has only a few rules. Our children learn first how to sound the Spanish vowels and we build from there. In Year 3 we practise blending sounds together.

- A- ah

B -a be bi bo bu

- E- ay

F -a fe fi fo fu


- I- ee

L -a le li lo lu


- O- oh

- U- uu






1



araña

2



elefante

3



idea

4



olvidar

5




universo

6



cerdo

7



ciclista

8



casa

9



coche

10




cucaracha

11



gimnasia

12




hamburguesa

13




España

14




zumo

15



guitarra

16



llave